

These slides are in full color.

If you choose to print these slides, you may want to print in black and white to reduce your print cartridge use.

ALL ABOUT CONFERENCE 2018

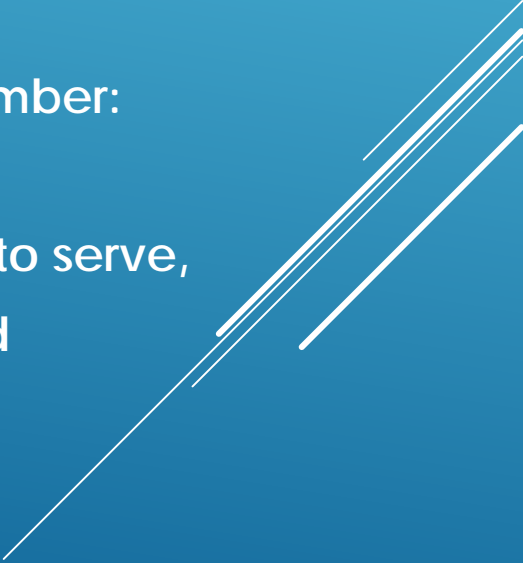
Enhance your WSBC experience

Elections




Election of Trustees:


Each nominee will have up to 5 minutes to speak, followed by 10 minutes of questions.

- ▶ Delegates get to ask questions:
 - ▶ You may ask about the facts on the application.
 - ▶ You may ask if the nominee meets the job requirements.
 - ▶ You are encouraged to ask only one question of each nominee, to give others a chance to ask questions.
 - ▶ When deciding which candidate to vote for, remember:
 - ▶ they will be serving OA as a whole,
 - ▶ select the candidate you feel is best qualified to serve,
 - ▶ you may choose to vote for no candidate, and
 - ▶ keep principles before personalities.
- 


Election of Trustees:

- ▶ Region Trustee, Virtual Services Trustee, and General Service Trustee Election Process
 - ▶ The chair reintroduces the nominees.
 - ▶ Clear the top of the table in front of you of everything except your pen.
 - ▶ Listen carefully.
 - ▶ The pages hand out the ballots. Make sure they can see your delegate badge.
 - ▶ **DO NOT TOUCH** the ballots until the chair says to.
- 


Election of Region Trustees:

- ▶ There is a separate ballot for each region and the virtual services trustee position.
 - ▶ The ballots are different colors.
 - ▶ The chair will tell you which ballot to use.
 - ▶ Do not write on the ballot until the chair tells you to vote.
- 

Election of Region Trustees (continued):

- ▶ When there is only one candidate for a region:
 - ▶ vote for the candidate or leave the ballot blank if you are not in favor of the candidate.
 - ▶ When there are two or more candidates for a region:
 - ▶ vote for only one of the candidates or leave the ballot blank if you are not in favor of any of the candidates.
 - ▶ When told, mark the ballot with an "X" next to the name of the candidate of your choice.
 - ▶ If you mark more than one name, or write anything else on the ballot, the ballot will not be counted.
- 


Election of Region Trustees (continued):

- ▶ After you have marked the ballot, fold the ballot in half once and hold it up high.
 - ▶ A page will come to collect the ballots.
 - ▶ Place your ballot in the bag.
 - ▶ To abstain from voting, do not place your ballot in the bag.
 - ▶ After all the ballots are collected for the region and virtual services trustee positions, you will vote for the general service trustees.
- 

Election of General Service Trustees:

- ▶ There will be one ballot for the General Service Trustee (GST) election. The names of all the candidates will be on the ballot.
 - ▶ Sometimes there are more candidates than there are open positions.
 - ▶ For example, if there are two open positions and four candidates, the most you will mark on the ballot is two.
- ▶ When the chair tells you to mark your ballots, you may choose to vote for none, one, or two GST candidates.
- ▶ You may leave the ballot blank if you are not in favor of any of the candidates.
 - ▶ If you want your ballot counted, place it in the bag when the ballots are collected.
 - ▶ If you want to abstain, do not place your ballot in the bag.

Election Results:

- ▶ The collected ballots are taken from the room and counted by the tellers.
 - ▶ All of the ballots are counted to determine the number of votes cast.
 - ▶ A majority (more than half) of the votes cast, must have an "X" by a name for the person to be elected.
 - ▶ Example: 100 votes were cast, 51 "X" votes is a majority.
 - ▶ A candidate could get as many as 100 votes.
- 

Election Results (continued):

- ▶ Imagine that 10 of the votes cast are blank, now only 90 votes per candidate are possible, but 51 "X" votes are still required for a majority because 100 ballots were collected.
 - ▶ A receives 53 "X" votes
 - ▶ B receives 47 "X" votes
 - ▶ C receives 42 "X" votes
 - ▶ D receives 82 "X" votes
 - ▶ A and D are elected.

Election Results (continued):

- ▶ After the votes are counted, the results are announced to the Conference, including the number of votes each candidate received.
 - ▶ A second vote is taken if:
 - ▶ no candidate gets a majority, and/or
 - ▶ all positions are not filled.
 - ▶ When the results are announced DO NOT applaud until the chair introduces the newly elected trustees.
- 